

National Recognition



Tartesso and Verrado Master-Planned Communities recognized as one of 50 **top-selling communities** in the U.S. by RCLC Real Estate Advisors.

(Phoenix Business Journal; 06.2019)

Annual Residential Permits

Since 2014, Buckeye has issued over 9,000 SFR housing permits and ended 2018 issuing 2,205. With 2019 looking like another successful year, the city estimates continuing on this trajectory and is projecting upwards of **2,400 SRF permits in 2019**. With an average of just over 3.2 persons per unit, the city anticipates an increase in population by another **7,700 residents** in 2019.



2,400

Residential Permits

*2019 City Estimate

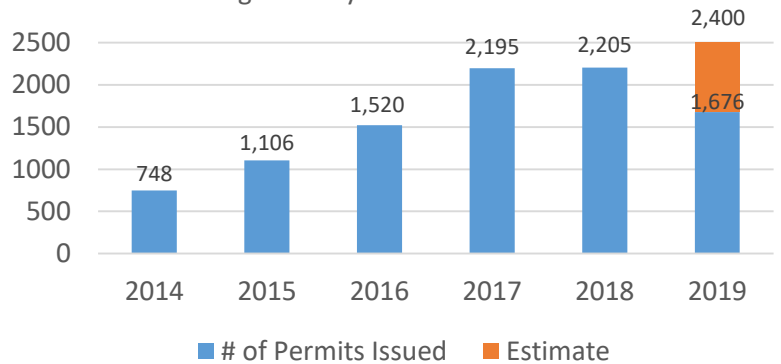


7,700

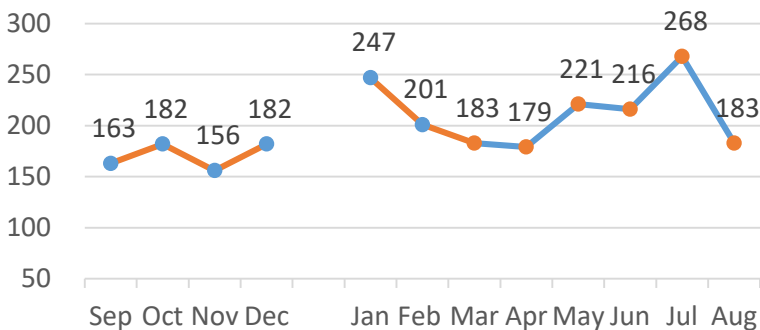
Population Increase

*City Estimate

Single Family Residential Permits



Single Family Residential Permits
Monthly - Buckeye, AZ



Monthly Residential Permits

The city of Buckeye has seen a strong first half of the year, seeing a **10% increase** in permits over last year.

10% Increase
Over last year

Location, Location, Location

With **35 residential developments** currently active in Buckeye, we anticipate over 21,000 residential lots developed over the next 5 years. These active developments are anywhere from the pre-application stage, preliminary and final plats, to actively constructing new homes. The **Buckeye Residential Activity Map** shows where these developments are occurring as well as how many lots are underway.



5 years
Potential timeframe



21,000+
Total Residential Lots



35 Active
Residential Developments



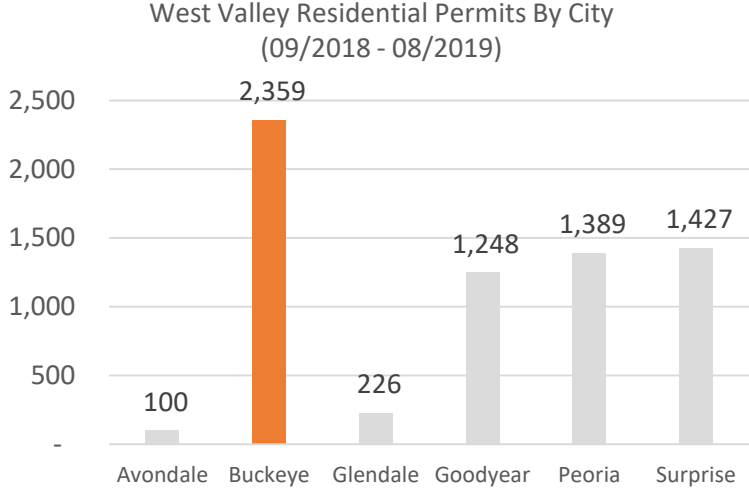
\$228,000
Average Home Value

*ESRI 2018



Regional Growth

The city of Buckeye's residential growth is far exceeding other communities in the valley. With the 2nd largest permit numbers in Greater Phoenix, behind the city of Phoenix regards to permits issued between 09/2018-08/2019, Buckeye has the **largest number of residential permits** issued in the entire West Valley.



#1 in Permits
Within the West Valley
by almost **1,000 permits**